


Student Observation Sheet 2022



Oriental Education Society's
ORIENTAL COLLEGE OF EDUCATION, SANPADA,
SANPADA, NAVA MUMBAI.

Academic Year 2021 [SEM - 3]
- OBSERVATION -

Name of the School > OCE, Sanpada

Name of the Subject Teacher > Madhul Sawdhar

Pedagogy (Method) > Mathematics Lesson No. 1

Topic > Circle

Date > 15/11/21

Class > VII Date > 15/11/21 Period > _____

Introduction / STATE > The lesson started with St. Teacher using her creativity by asking about various shapes the students can see in the classroom.

Presentation / METHOD > The St. Teacher used lecture-cum-demonstration method. Appropriate formulas & its derivations were used to explain the concept. The St. Teacher explains using easy and simple language, and with confidence.

Methodology > Demonstration, Explanation, Interaction.

Maxims of Teaching > Known to Unknown, Concrete to abstract, simple to complex.

CORE Component > Induction of Scientific temper, Equality of sexes.

Value > Creativity, Innovation, Encouragement, Availability.

Teaching Aids / Resource used > Thread, Round lid (top), Balls, wire/cord.

Classroom Management / शिक्षण :- The st teacher has good classroom control. Discipline was maintained throughout the lecture.

Interaction / संवाद :- By asking students appropriate questions, the st teacher kept continuous interaction with them.

Black Board Work / स्वच्छ :- Neat Board work. The title of the lesson was written, as well as all the formulas were written on the board.

Recapitulation / संक्षेप :- The st teacher recapitulates the lesson briefly through student-teacher interaction.

Evaluation of Content Taught / परीक्षा :- The st Teacher conducted few relevant questions, which the students answered accurately.

Overall Observation / संक्षेप :- The lesson was presented in an easy-to-understand manner. Well organized & has good explanation skills.

Name and Signature of Subject Teacher

Name and Signature of Supervisor

Oriental Education Society's
ORIENTAL COLLEGE OF EDUCATION, SANPADA
SANPADA, NAVI MUMBAI.

Academic Year 2021 (SEM - 3)
- OBSERVATION -

Name of the School :- OCE, Sanpada

Name of the Subject Teacher :- Madhuri Sasidhar

Pedagogy (Method) :- Mathematics Lesson No. _____

Topic :- Circle

Date :- 18/11/21

Std :- VII Date :- 18/11/21 Period :- _____

Introduction / संक्षेप :- Topic was introduced in an effective manner. Set induction was done by narrating a story using a Monkey & rabbit cutout where they were fighting over Chapatti.

Presentation / प्रस्तुति :- The St. Teacher used lecture- cum - demonstration method. St. Teacher used various life objects to explain the concept of major & minor arcs. St. Teacher use easy & simple language for explanation.

Methodology :- Demonstration, Interaction, Explanation

Maxims of Teaching :- Simple to complex, known to Unknown

CORE Component :- Inculcation of Scientific temper, Removal of Social barriers

Value :- Equality, Creativity, Innovation

Teaching Aids / सहायक :- Geometric cutouts, broken bangles, chapati, monkey & rabbit cutout

Student Observation Sheet 2021

Oriental Education Society's
ORIENTAL COLLEGE OF EDUCATION, SANPADA,
SANPADA, NAVI MUMBAI

Academic Year 2021 (SEM - 3)
- OBSERVATION -

Name of the School > Neha Khatti
Name of the Subject Teacher > Neha Khatti
Pedagogy (Method) > Economics Lesson No. _____
Topic > Division of Sectors
Date > 22/11/21
Date > X Date > 22/11/21 Period > _____

Introduction / **वर्णना** > The st. Teacher began the lesson by asking the class then showing picture of working woman & working man.

Presentation / **प्रस्तुती** > The st. Teacher used active and discussion method to teach the content. The st. teacher also used chart and cutout of images for explanations. St. teacher used easy to understand language.

Methodology > Lecture Method
Maxims of Teaching > Specific to General, Known to Unknown, Concrete to abstract.

CORE Component > Equality of Sexes
Value > Classification, Economic Value.

Teaching Aids / **शिक्षण साधने** > Charts and Cutouts

Classroom Management / **शिक्षणशास्त्र** > The st. teacher was successful in maintaining the classroom discipline.


Interaction / **संवाद** > The interaction was little less as the st. teacher was only explaining her part & not asking students frequent questions to keep them engaged.


Black Board Work / **ब्लॅक बोर्ड** > As many of the lesson content was explained using chart & cutouts, the Black Board use was minimal.

Recapitulation / **संक्षेप** > The st. teacher recapitulates the lesson in a summarized form.

Evaluation of Content Taught / **परीक्षा** > The st. teacher had used activity method where as the st. teacher wrote the questions on the board & students had to select appropriate answer.

Overall Observation / **संक्षेप** > Overall the lesson was presented & explained in an easy to understand way so it was concluded to be a good lesson.

 Neha Khatti
Name and Signature of Subject Teacher

 _____
Name and Signature of Supervisor

ORIENTAL COLLEGE OF EDUCATION

SANPADA, NAVI MUMBAT

ACADEMIC YEAR 2022-24

OBSERVATION 1

Name of the school: Vivekanand Sankul

Name of the subject teacher: Punam Jagtap

Pedagogy: Economics Lesson No.: 1

Topic: Factors of Production

Date: 10/7/23

Std: IX-A

Date: 10/7/23

Period: 4th

INTRODUCTION: Teacher introduced the topic using set induction and asking questions based on previous knowledge

PRESENTATION: Teacher presented the topic very confidently and used flashcards and a 3D model.

METHODOLOGY: Questioning, explanation

MAXIMS OF TEACHING: Known to unknown

CORE COMPONENTS: Constitutional obligations

VALUE: Social and Moral values

TEACHING AIDS: Flash cards, 3D model

CLASSROOM MANAGEMENT: Class was managed very well.

INTERACTION: Class was interactive.

BLACKBOARD WORK: Very nice, coloured chalks were used.

RECAPITULATION: done very well by asking relevant questions

EVALUATION OF CONTENT TAUGHT: done well by asking questions.

OVERALL OBSERVATION: Class was good and interactive

NAME AND SIGNATURE
OF SUBJECT TEACHER

PUNAM JAGTAP

Punam Jagtap

Pooja
14/123
NAME AND SIGNATURE
OF SUPERVISOR

ASST. PROF. POOJA TIWARI



Student Observation Sheet 2019

Oriental Education Society's
ORIENTAL COLLEGE OF EDUCATION, SANPADA
SANPADA, NAVI MUMBAI.

Academic Year 2015 - 2017 (SEM - III)

OBSERVATION

Name of the School :- Guru Gobind Singh Education Society.

Name of the Subject Teacher :- kavita Maan.

Pedagogy (Method) :- Mathematics Lesson No. 10

Topic :- Operations on algebraic expression.

Date :- 26/9/19

Std. :- 7th Date :- 26/9/19 Period :- 6

Introduction / प्रस्तावना :- Topic is introduced with the help of teaching aid & by asking questions

Presentation / प्रस्तुतीकरण :- Topic is presented with the help of examples.

Methodology : Inductive Method.

Maxims of Teaching : Simple to Complex.

CORE Component : Inculcating Scientific temper.

Value :- Utilitarian Value.

Teaching Aids / शैक्षणिक साधन :- Magnetic boards, flash cards on different operations.

Classroom Management / वर्गव्यवस्थापन :- Very Good classroom management.

Interaction / आंतरक्रिया :- Two way interaction was there.

Black Board Work / श्यामपट कार्य :- Very Good use of black board to explain topic.

Recapitulation / पुनरावृत्ति :- Recapitulation is done by asking question.

Evaluation of Content Taught / विषयवस्तु का मूल्यांकन :- Evaluation is done by solving problems based on topic.

Overall Observation / समग्र अवलोकन :- Very well prepared, good use of black board, two interaction, creative teaching aid.

Kavita
Name and Signature of Subject Teacher
Kavita Maan

Sneha
Name and Signature of Supervisor
Dr. Sonjeeta Nath

Student Observation Sheet 2018

Oriental Education Society's
ORIENTAL COLLEGE OF EDUCATION, SANPADA
SANPADA, NAVI MUMBAI.

Academic Year ~~2015-2017~~ ¹⁸⁻¹⁹ (SEM - III)

OBSERVATION

Name of the School :- Guru Gobind Singh Education Society.

Name of the Subject Teacher :- Ira Mehta.

Pedagogy (Method) :- Economics Lesson No. 9

Topic :- Tourism.

Date :- 19-9-19

Std. :- 9th

Date :- 19-9-19

Period :- 6

Introduction / प्रस्तावना :- Introduction was done by asking questions based on previous knowledge of students.

Presentation / प्रस्तुतीकरण :- Presentation is done with the help of teaching aid & discussing with students.

Methodology : Inductive Method.

Maxims of Teaching : known to Unknown.

CORE Component : Inculcating Scientific temper.

Value :- Utilitarian Value.

Teaching Aids / शैक्षणिक साधन :- chart showing map, chart showing rich history & culture of India.

Classroom Management / वर्गव्यवस्थापन :- Good use of black board to focus on main points. Good classroom controlled.


Interaction / आंतरक्रिया :- There was two way interaction.

Black Board Work / श्यामपट कार्य :- Good use of black board to focus on main points.

Recapitulation / पुनरावृत्ति :- Recapitulation is done.

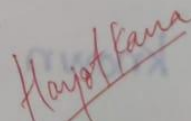
Evaluation of Content Tought / विषयवस्तु का मूल्यांकन :- Evaluation is done by asking questions.

Overall Observation / समग्र अवलोकन :- Can you colour chalk to high light main point.



Name and Signature of Subject Teacher

Ira Mehta



Name and Signature of Supervisor

Dr. Harjot kaur

ORIENTAL COLLEGE OF EDUCATION

SANPADA, NAVI MUMBAI

ACADEMIC YEAR 2022-24

OBSERVATION 2

Name of the school: Vivekanand Sankul

Name of the subject teacher: Parul Chaudhari

Pedagogy: Economics Lesson No.: 1

Topic: Trade

Date: 11/7/23

Std.: IX - B

Date: 11/7/23 Period: 5th

INTRODUCTION: Set induction was done by asking questions and relating topic to real life examples.

PRESENTATION: Teacher was confident while presenting the topic

METHODOLOGY: Questioning, explanation

MAXIMS OF TEACHING: known to unknown

CORE COMPONENTS: Gender equality

VALUE: Equality

TEACHING AIDS: Flash cards

CLASSROOM MANAGEMENT: Class was very well managed and students followed instructions.

INTERACTION: Teacher was interactive and students were responsive.


BLACKBOARD WORK: Good blackboard work, coloured chalks were used.

RECAPITULATION: Done by asking questions but did not erase board.

EVALUATION OF CONTENT TAUGHT: done by asking questions but did not erase board.

OVERALL OBSERVATION: Teacher was prepared and observation was good.

NAME AND SIGNATURE
OF SUBJECT TEACHER



NAME AND SIGNATURE
OF SUPERVISOR

ASST. PROF. POOJA TIWARI

17/11/23



ORIENTAL COLLEGE OF EDUCATION

SANPADA, NAVI MUMBAI

ACADEMIC YEAR 2022-24

OBSERVATION 4

Name of the school: Vivekanand Sankul

Name of the subject teacher: Sonal Gupta

Pedagogy: Science Lesson No.: 1

Topic: Health and Diseases

Date: 14/7/23

Std.: VIII - C

Date: 14/7/23

Period: 3rd

INTRODUCTION: Teacher started the topic using questions and interacting with students.

PRESENTATION: Charts and flashcards were used, student-teacher was well prepared for the topic.

METHODOLOGY: Questioning, explanation, examples

MAXIMS OF TEACHING: Simple to complex.

CORE COMPONENTS: Inculcation of scientific temper

VALUE: Neatness and hygiene.

TEACHING AIDS: Charts

CLASSROOM MANAGEMENT: Class was well managed but can be better.

INTERACTION: Students were interactive.

BLACKBOARD WORK: Blackboard work was good, coloured chalks were used.

RECAPITULATION: Done by asking questions.

EVALUATION OF CONTENT TAUGHT: Done with the help of activity.

OVERALL OBSERVATION: It was a good class.

SONAL D. GUPTA
SD-1417
NAME AND SIGNATURE
OF SUBJECT TEACHER

ASST. PROF. DIVYA WADHWA
NAME AND SIGNATURE
OF SUPERVISOR



Oriental Education Society's
ORIENTAL COLLEGE OF EDUCATION, SANPADA
SANPADA, NAVI MUMBAI

Academic Year 21-22 (SEM - 2nd)
- OBSERVATION -

Name of the School - O.C.E Sanpada
Name of the Subject Teacher - Navarata L.H.Ka + Purna + Anufo.P
Pedagogy (Method) - History Economics No. 10
Topic - Poverty
Date - 6/01/22
Std. - VIII Date - 4/01/22 Period - 1
Introduction/Intro - Student teacher started the class using the powerpoint presentation, asking few Qs to the students
Presentation/ Delivery - Student teachers explained the causes of poverty in a co-ordinated manner using the same powerpoint presentation
Methodology: Lecture cum demonstration
Modes of Teaching: Known to unknown
Simple to complex
CORE Competence: Inculcating the importance of employment
Value: Social Values
Teaching Aids: Powerpoint Presentation

Classroom Management / Classroom - Classroom management was good.

Interaction / Dialogue - Student teacher motivated the students to interact and be active in the class.

Black Board Work / Board work - There was no blackboard work done.

Recapitulation / Summary - Recapitulation was done in a summarized manner.

Evaluation of Content Taught / Testing of prior - Evaluation was done by asking few oral questions to the students.

Overall Observation / Overall teacher - Overall, the lesson was good. Content knowledge the student teacher had was also good.

Oriental Education Society's
ORIENTAL COLLEGE OF EDUCATION, SANPADA
SANPADA, NAVI MUMBAI

Academic Year 21-22 (SEM - 2nd)
- OBSERVATION -

Name of the School :- O.C.E Sanpada
Name of the Subject Teacher :- Milisha + Manvata
Pedagogy (Method) :- History Lesson No. 8
Topic :- Event of 1967 World War 2
Date :- 15/12/21
Std. :- IX Date :- 15/12/21 Period :- 1
Introduction / Intro :- Student Teacher showed PPT and asking few questions like ① What did you observe? ② What do you think about the picture?
Presentation / content :- Student teachers explained the causes of second world war using a detailed power point presentation
Methodology :- Lecture cum demonstration.
Modes of Teaching :- known to unknown
Simple to complex.
CCEB Component :- Egalitarian Society
Value :- Human Value.
Learning Tools / Media :- Powerpoint presentation and black board word.

Classroom Management / Discipline :- Classroom Management was good.

Interaction / activities :- Class Interaction was not upto the level but the teacher motivated students to speak

Black Board Work / content :- Black board work was very neat but all the required information was not present on the board.

Recapitulation / review :- Recapitulation was done in a summarized manner.

Evaluation of Content / Review / questions :- Evaluation was done by asking few oral questions to the students.

Overall Observation / remarks :- Overall, it was a fun and interesting lecture. The story form which was used to explain the content was interesting

Teacher asks: 1) Which part is joining the flower to the stem?	Together form the —.
2) What is the receptacle?	4) Corolla is made up of —.
3) What is a calyx?	
4) What is a corolla?	
5) What is an androecium?	5) Female reproductive part of the flower is —.
6) What is a gynoecium?	
7) Teacher shows dissection of hibiscus flower.	
8) Teacher asks what is pollination.	6) Apical end of the stem is called —.

Oral questions designed for Science lesson

Teaching learning activities	Evaluation												
<ul style="list-style-type: none"> 1) Elicit The teacher determines the prior knowledge of pupil through the name game. <table border="1" style="margin-left: 20px;"> <thead> <tr> <th>A</th> <th>B</th> </tr> </thead> <tbody> <tr> <td>boy</td> <td>Mumbai</td> </tr> <tr> <td>shoe</td> <td>Harsh</td> </tr> <tr> <td>bank</td> <td>Toyota</td> </tr> <tr> <td>car</td> <td>Nike</td> </tr> <tr> <td>city</td> <td>Union Bank</td> </tr> </tbody> </table> <ul style="list-style-type: none"> Which word in column B is the name of boy? The students will match the answers. 	A	B	boy	Mumbai	shoe	Harsh	bank	Toyota	car	Nike	city	Union Bank	<ul style="list-style-type: none"> The teacher covers the topic through recapitulation and teacher conducts evaluation. <ol style="list-style-type: none"> What did we learn today? What are proper nouns? What are common nouns? Is common noun written in capital letters? <ul style="list-style-type: none"> Identify proper noun and common noun. <ol style="list-style-type: none"> He was born in England. He is a man of dream. Alex is wonderful player. I have never seen my mother. She has a car.
A	B												
boy	Mumbai												
shoe	Harsh												
bank	Toyota												
car	Nike												
city	Union Bank												

Oral questions for the topic Nouns (English Grammar)